



Base stitches

Gadroon stitch

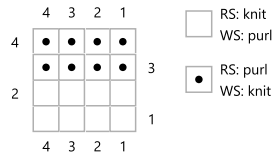


<https://youtu.be/a5v81Xr23X0>

In flat

Point gordon serré

Key



Instructions

It can be done on an even or odd number of stitches in the case of flat knitting.

Ligne 1 (RS): Knit.

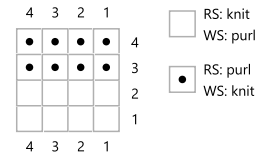
Even rows: Knit the stitches as they appear

Odd lines: Knit stitches the reverse of the current stitch.

In the circular

Point gordon serré

Key



Instructions

It can be done on an even or odd number of stitches in the case of the circular knitting.

Row 1 (RS): Knit.

Even rows: Knit the stitches as they appear

Odd lines: Knit stitches the reverse of the current stitch.

Knit the stitches in the reverse order of the stitch shown: if there is a loop then knit or if there is a V, purl